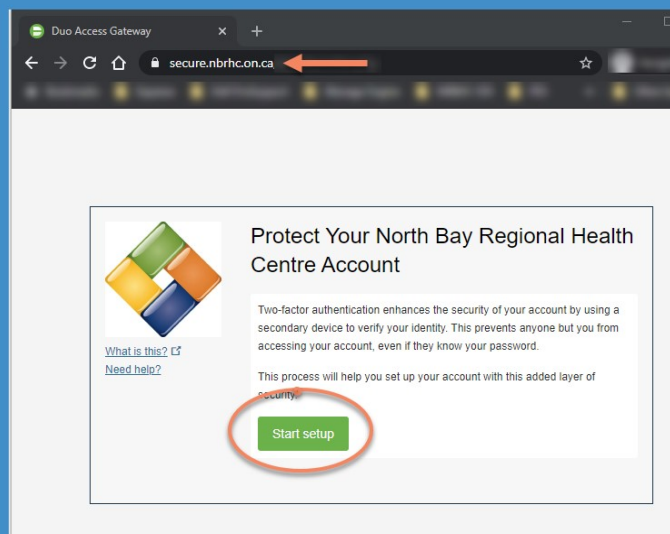


Getting Setup for Multi Factor Authentication

- What you need:
- Smartphone (Apple or Android)
 - Token (if you do not have a smartphone)
 - Computer (with an Internet connection)

STEP 1

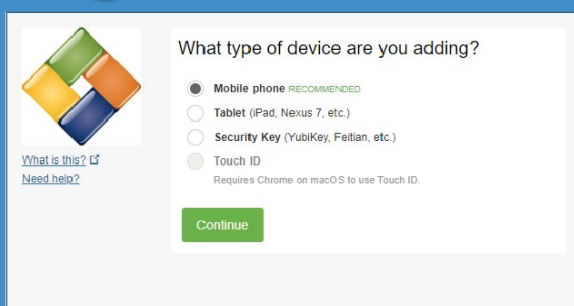
Launch your browser and in your address bar type in <https://secure.nbrhc.on.ca>. Once on the site, click Start setup.



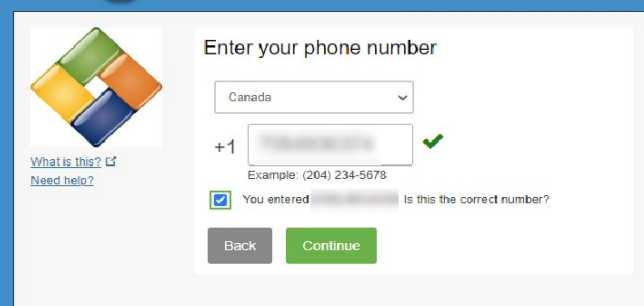
STEP 2

Continue with the enrollment process following the steps below

a Choose your device

A screenshot of the 'Choose your device' step. It features a heading 'What type of device are you adding?' and three radio button options: 'Mobile phone RECOMMENDED', 'Tablet (iPad, Nexus 7, etc.)', and 'Security Key (YubiKey, Feitian, etc.)'. There is also a 'Touch ID' option with a note 'Requires Chrome on macOS to use Touch ID.' A green 'Continue' button is at the bottom.

b Enter your phone number

A screenshot of the 'Enter your phone number' step. It shows a dropdown menu for 'Canada', a text input field with a green checkmark, and a checkbox labeled 'You entered [redacted] Is this the correct number?'. There are 'Back' and 'Continue' buttons at the bottom.

c Choose your device's operating system and click Continue

What type of phone is this?

iPhone

Android

Windows Phone

Other (and cell phones)

Back Continue

[What is this?](#) [Need help?](#)

d Follow the platform-specific instructions on the screen to install Duo Mobile

Install Duo Mobile for iOS

1. Launch the App Store app and search for "Duo Mobile".

2. Tap "Get" and then "Install" to download the app.

Back I have Duo Mobile installed

[What is this?](#) [Need help?](#)

e Activate Duo Mobile by scanning the barcode with the app's built-in barcode

Activate Duo Mobile for iOS

1. Open Duo Mobile.

2. Tap the "+" button.

3. Scan this barcode.

[Email me an activation link instead.](#)

Back Continue

[What is this?](#) [Need help?](#)

f Confirm your settings

My Settings & Devices

Android JUST ADDED

Default Device: Android

When I log in: Ask me to choose an authentication method

Ask me to choose an authentication method

Automatically send this device a Duo Push

Saved Continue to Login

[What is this?](#) [Need help?](#)

Enrollment Successful

Choose an authentication method

Duo Push RECOMMENDED Send Me a Push

Passcode Enter a Passcode

Remember me for 1 day

[What is this?](#) [Need help?](#)

Enrollment successful! This is the Duo login prompt that you'll normally see when logging in.

